

Read Write Inc.

We will look at letters above and the sounds they make. We will find objects that begin with those sounds. We will listen to Fred Frog so that we can hear the words he sounds out to us. (e.g. d-o-g = dog)



Literacy (L)

During this topic, we will:

Explore rhyming words; we will make up silly rhymes using our names.

Visit the school library, choosing books to take home for bedtime.

Begin to look at letters and the sounds they make, using Read Write Inc.

Look at logos of different shops and places.






Share our favourite stories and some stories about animals and food.



In this topic we will be thinking about:

- The colours of Autumn and why leaves turn brown.
- Changing of the Seasons—Autumn weather
- Seasonal food for harvest

Topic books - These are some of the books we will be reading, during this topic.



Understanding the World (UW)

People and Communities

We will:

- Encourage children to talk about themselves and the different foods they like or dislike.
- Talk about changes in Autumn in our family life e.g. putting on the heating, eating soups.
- Explore the meaning behind Harvest Festival



The World:

- Look at the different colours of leaves in the environment and think about how they change.
- Make bread and vegetable soup.
- Walk to the church, looking at the Harvest Festival display.
- Observe the weather with our own rain gauges and wind socks. Enjoy being outside, splashing in puddles.



Key vocabulary:

Autumn	Harvest	PHSE:	Maths:
red	church	like	long
gold	fruit (name them)	dislike	short
yellow	vegetables (name them)	naming emotions	medium
orange	celebration		short
brown			big
leaves			small
Wellington boots			measure
crunchy			



Mathematics (M)

We will:


- Learn to use positional language to describe everyday items e.g. in the role play toy shop.
- Explore the different sizes of a variety of fruit and vegetables.
- Use measuring equipment when making soup.
- Be counting everything! (fingers, number of family members, items in the shop) and using the number names.
- Singing number rhymes.



Physical Development (PD)

We will:

- Practice putting on our own outdoor clothes e.g. hats, coats and wellington boots.
- Challenge our bodies using large motor body skills.
- Learn to use a variety of tools for eating e.g. knives and forks for chopping e.g. cutting our fruit for snack
- Be mark making using a wide variety of tools and resources
- Explore Autumn fruits and vegetable looking at what they look like and feel like.



Communication and Language (CL)

We will:

- Listen to and follow verbal instructions, when going for a welly walk to the church.
- Use language to describe our likes and dislikes when trying Autumn foods.
- Have fun, taking on different roles in our Toy Shop.




Role Play - Inside: Toy shop

Outside: Garage

Helping your child at home:

Read bedtime stories **everyday**. It is the most valuable thing you can do for your child.

Talk to your child every day: about the things they have done at pre-school, what you are doing, and what will you be doing next.



Expressive Arts and Design (EAD)

We will:

- We will make fruit and vegetable print pictures.
- Explore Autumn colours and paint Autumn pictures.
- Make leaf rubbings.
- Explore what shapes we can make using our shadows.
- Look at and explore what a pumpkin looks and feels like.
- Make pumpkin collages.



The school virtue for this half term is **Unity**
We will explore this during our circle times and in assemblies.

