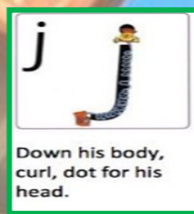




## Growing plants



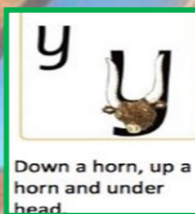
Down the robots back and curl over his arm.



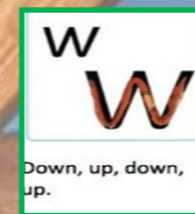
Down his body, curl, dot for his head.



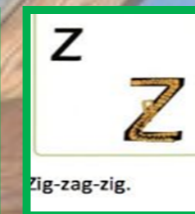
Down a wing, up a wing.



Down a horn, up a horn and under head



Down, up, down, up.



Zig-zag-zig.

### Read Write Inc.

We will look at letters above and the sounds they make. We will find objects that begin with those sounds. We will listen to Fred Frog so that we can hear the words he sounds out to us. ( e.g. d-o-g = dog)



### Literacy (L)

During this topic, we will:

- read a selection of books based around growing,
- read together and follow instructions for cress egg trays and recipes for pancakes.
- continue to learn new nursery rhymes and songs, exploring the rhyming words within them.
- look at different printed signs and labels in the environment, including shop signs and street signs.
- write shopping lists for our trip to the garden centre, in the role play and our plant labels.



### In this topic we will be thinking about:

- The different plants we grow and their uses.
- Different sorts of seeds; we will be planting them and then watching them grow.
- The lifecycle of plants; what do they need to make them grow?

### Topic books -These are some of the books we will be reading, during this topic.



### Understanding the World (UW)

#### People and Communities

We will learn about:

- The different sorts of plants that are grown and why we grow them (e.g. for food, decoration, to encourage wildlife)
- The places plants are grown. We will pay a visit to the allotments, looking at the variety of plants that are grown there. (more details to follow).
- The meaning of Easter and how we celebrate it.



#### The World

We will:

- Plant seeds, watching and caring for them as they grow and develop.
- Grow our own cress and eat an egg and cress sandwich.
- Look at our seed box, naming and talking about the different types of seeds.
- Explore a variety of different seeds - use magnifying glasses.
- Explore plants that are grown for their smell.



The school virtue for this half term is **Kindness**.

We will explore this during our circle times and in assemblies.

### Helping your child at home:

Read bedtime stories **everyday**. It is the most valuable thing you can do for your child.

Talk to your child every day: about the things they have done at pre-school, what you are doing, and what will you be doing next.



### Key vocabulary:

hats	eggs	PHSE:	Maths:
coats	grow	emotions	taller
wellingtons	young	arms	shorter
boots	seeds	legs	longer
mix	soil	eyes	difference
Slice	plants	nose	biggest
water	feel	mouth	smallest
watering can	stones	ears	underneath
Easter	spade	hands	

### Expressive Arts and Design (EAD)

We will:

- Enjoy junk modelling; making flowers with reclaimed materials.
- Create our own mothers' day cards
- Explore sponge painting to make sunflower pictures
- Create sunflowers made with lentils and seeds.
- Sing the song 5 Little Peas in a Pea Pod Press
- Make our own seed shakers
- Make our own Easter cards and cakes



### Mathematics (M)

We will:

- sing a variety of number rhymes
- learn to recognise some numerals
- use positional language to describe where plants grow e.g. under the ground, above.
- compare sizes and shapes of seeds; sort them for different criteria
- make a class height chart to use inside and outside.
- measure our plants as they grow.



### Physical Development (PD)

We will develop our:

#### Gross Motor Skills:

- practice putting on our own outdoor clothes e.g. hats, coats and boots.
- challenge our bodies using obstacle courses, the large apparatus and the adventure trail.
- talk about how our bodies feel after exercise.
- practice road safety when out on a walk
- using our bodies to pretend we are plants growing.



#### Fine Motor Skills:

- learn to use a variety of hand tools, talking about safety when using them to plant our seeds.



### Communication and Language (CL)

We will:

- listen to and follow verbal instructions when planting seeds
  - learn and use new topic vocabulary about plants and planting
  - use time language e.g. first, next, then.
  - use language to describe our emotions and feelings.
- Role Play - Inside: Garden centre Outside: Potting shed




### Personal, Social and Emotional Development (PSED)

Our topic for PHSE this half term is **Be My Best**

We will be thinking about:

- similarities and differences between each other.
- turn taking; developing ways to include everyone in our games.
- developing a 'can do' attitude to our chosen activities; challenging ourselves,
- being persistent and having a go.
- continuing to look at our emotions
- what our bodies need - sleep, exercise and food.



We would be grateful for any donations of seeds you may have at home.

Thank you